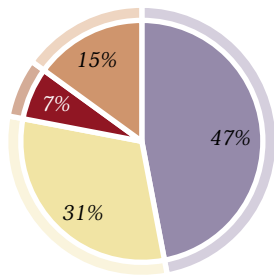
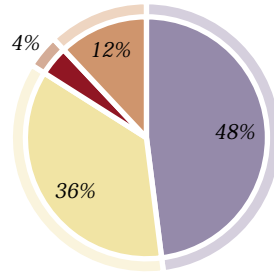


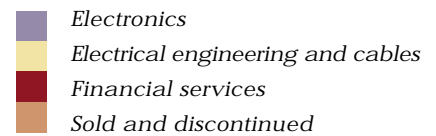
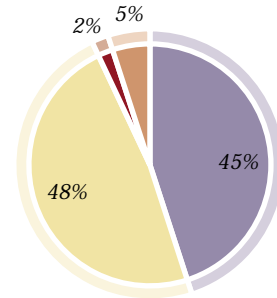
Operating profit including associate companies



Turnover including associate companies



Total assets

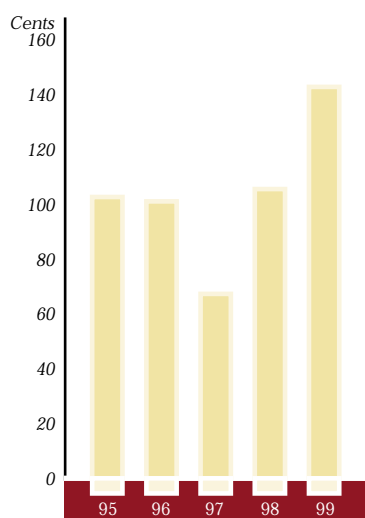


highlights

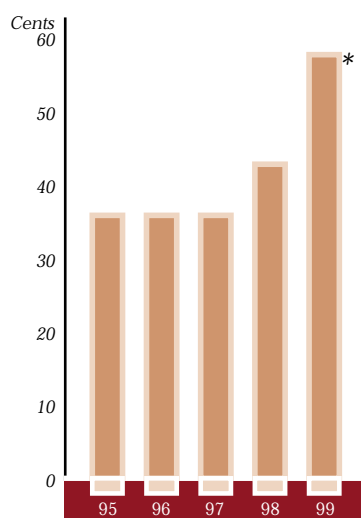
REUNERT

- *Sharper focus*
- *Headline earnings increased by 36% to R286 million*
- *Net cash on hand improved to R939 million*
- *Return on equity increased from 24% to 36%*
- *A total dividend of 308 cents per share declared, including a special dividend of R2,50 per share*
- *Turnover grew from R537 000 to R674 000 per employee*
- *Exports increased from 9% to 12% of total sales*
- *Operating profit jumped to 6,7% from 4,8% of turnover*
- *Real growth in earnings forecast for 2000*

Headline earnings per share (cents)

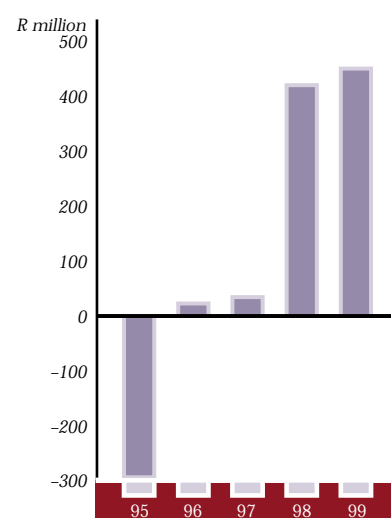


Dividends per share (cents)



* Excludes special dividend of R2,50 per share.

Net cash internally generated (R million)



Group summary (R million)

	1999	1998	% change
Turnover	4 565,5	4 919,5	(7)
Operating profit	307,7	235,4	31
Profit after taxation including associates	436,9	271,0	61
Headline earnings	286,4	211,1	36

Ordinary share performance (cents)

	1999	1998	% change
Earnings per share	189,0	105,2	80
Headline earnings per share	142,9	105,6	35
Dividends per share – normal	58,0	43,0	35
– special	250,0	–	–
Cash flow per share	200,6	219,4	
Net worth per share (after special dividend and related STC)*	316,0	184,9	71

Financial statistics (%)

	1999	1998	% change
Return on ordinary shareholders' funds	36,5	24,1	
Return on net operating assets	37,8	31,2	

Number of employees

	1999	1998	% change
Number of employees	6 775	9 155	(26)

* The comparative figures have been restated as if the special dividend and related STC had been provided for in the prior year.